



PLANETARY BOGIE AXLE

TYPE	TAP 55	TAP 75	TAP 76	TAP 77	TAP 78	TAP 87	TAP 89
Ratio	16.73 - 21.07	18.53 - 24.1	17.48 - 23.01	19.623 - 20.1	19.74	21.8	19.38 - 21.8
Static axle load up to [kN]	220	260	360	420	420	460	510
Dynamic axle load [kN]	110	130	255	345	345	464	484
Max. speed [kph]	45	45	50	55	55	60	58
Tyre sizes	24" / 25"	24" / 25"	24" / 25" / 30.5"	25" / 30"	25" / 30"	25" / 30"	25" / 29"
Parking brake design	Inboard on differential	Inboard on differential	Inboard on differential	Available on request	Available on request	Available on request	Available on request
Service brake design	Inboard on differential Planetary brake	Inboard on differential Planetary brake	Inboard on differential Planetary turbobrake	Inboard on differential Planetary turbobrake	Inboard on differential Planetary turbobrake	Inboard on differential Planetary turbobrake	Inboard on differential Planetary turbobrake
Input torque [Nm]	Max. 3900	Max. 4500	Max. 5300	Max. 5700	Max. 7500	Max. 9000	Max. 12200
Input RPM	Max. 3500	Max. 3500	Max. 3900	Max. 3900	Max. 3900	Max. 3500	Max. 3300
Axle width [mm]	2342 - 2420	2402	2420 - 2756	2668 - 2908	2892	3132	3176 - 3368
Flange-to-flange [mm]	1920 - 1980	2024	2042 - 2330	2250 - 2490	2490	2678	2678 - 2870
Inner width [mm]	1180	1180	1056 - 1198	860	1340	1416	1136 - 1406
Bolt circle [mm]	335	425	425	425	425	500	500
Wheel base [mm]	1540	1540	1540 - 1632	1771	1771	1960	1960
Drive flange	DIN / MECHANICS / SPICER / in different sizes						
Driven by	Flange / directly attached gearbox / hydrostatic or hydrodynamic driveline						
Differential locks	MDDL / NoSpin® / dog clutch / limited slip						





PLANETARY BOGIE AXLES

Product features:

- > The TAP axles without bogie offset is especially designed for the use in construction machinery
- > It can be regarded as our longstanding standard solution which is highly appreciated on the market




Abb. TAP 89



NAF is the expert for power transmission, traction and load capacity on mobile working machines. Our gears and axles create a substantial competitive advantage in the heavy-duty off-highway industry. As a system partner we have been mastering the tasks of our market-leading customers since 1960 and invest 5% of our annual turnover into research and development.

As our customer you benefit directly from our passion for innovation that guarantees your success.



AT HOME ON **3** CONTINENTS



46

Supplied countries worldwide

500

Employees in total

30.000 m²

of production space in 17 halls

38.000

Components sold each year

14

Patents and
protected innovations

35

Employees working in
R&D/PDP

Headquarters and production

NAF Neunkirchener Achsenfabrik AG
Weyhausenstrasse 2
91077 Neunkirchen am Brand
Germany
T: +49 9134 702-0
F: +49 9134 702-640
info@nafaxles.com

For more information about our
branches in North America, France,
Germany (HQ), Russia & China visit:



NAF • MODULAR-MINDED AXLES

NAFAXLES.COM