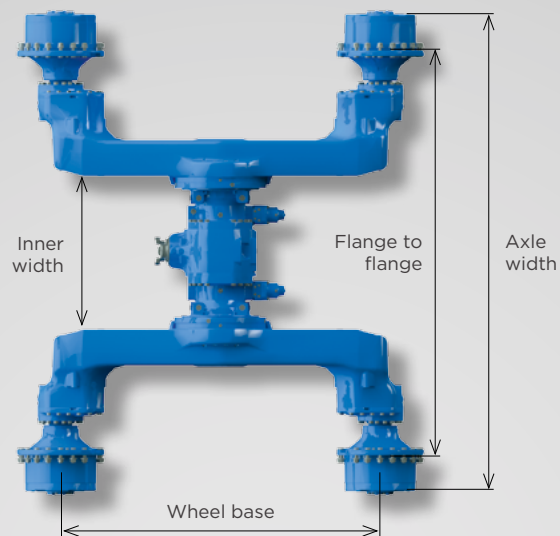



PLANETARY PORTAL BOGIE AXLE

TYPE	PTA 75	PTA 76	PTA 77	PTA 87
Ratio	17.17 - 32.53	22.21 - 36.70	21.24 - 35.87	27.44 - 35.68
Static axle load up to [kN]	290	360	360	360
Dynamic axle load [kN]	220 - 240	200 - 290	300	280 - 300
Max. speed [kph]	30	25	27	25
Tyre sizes	26.5"	26,5" / 28.5" / 30.5"	26,5" / 28.5" / 30.5"	28,5" / 30,5" / 32"
Parking brake design	Inboard on differential	Inboard on differential	Inboard on differential	Inboard on differential
Service brake design	Inboard on differential	Inboard on differential	Inboard on differential	Inboard on differential
Input torque [Nm]	Max. 5200	Max. 6000	Max. 7000	Max. 7000
Input RPM	Max. 2800	Max. 2800	Max. 2600	Max. 2700
Axle width [mm]	2900 - 3160	2560 - 2896	2852	2964 - 3016
Flange-to-flange [mm]	2266 - 2300	2304 - 2450	2450	2510 - 2518
Inner width [mm]	958 - 1032	1022 - 1070	1070	1070 - 1082
Bolt circle [mm]	425	425	425	500
Wheel base [mm]	1500 - 1520	1520 - 1640	1720 - 1640	1640 - 1980
Bogie offset [mm]	150 / 200	200	200 / 230	200
Drive flange	DIN / MECHANICS / SPICER / in different sizes			
Driven by	Flange / directly attached gearbox / hydrostatic or hydrodynamic driveline			
Differential locks	MDDL / NoSpin® / dog clutch / limited slip			





PLANETARY PORTAL BOGIE AXLE

Product features:

- > The PTA axle product range was especially designed for forestry and offroad applications which require a very high spread of ratio possibilities
- > The axles are designed with a portal housing for optimised ground clearance
- > Additionally equipped with a planetary drive on the wheel ends, these axles provide deeper ratio and higher torque than standard bogie axles
- > Moreover, all PTA models can be equipped with the patented "Permanent Bogie Balancing System" (PBBS®)
- > PBBS® increases the tractive effort by counteracting the boogie lifting effect




Abb. PTA 87



NAF is the expert for power transmission, traction and load capacity on mobile working machines. Our gears and axles create a substantial competitive advantage in the heavy-duty off-highway industry. As a system partner we have been mastering the tasks of our market-leading customers since 1960 and invest 5% of our annual turnover into research and development.

As our customer you benefit directly from our passion for innovation that guarantees your success.



AT HOME ON **3** CONTINENTS



46

Supplied countries worldwide

500

Employees in total

30.000 m²

of production space in 17 halls

38.000

Components sold each year

14

Patents and
protected innovations

35

Employees working in
R&D/PDP

Headquarters and production

NAF Neunkirchener Achsenfabrik AG
Weyhausenstrasse 2
91077 Neunkirchen am Brand
Germany
T: +49 9134 702-0
F: +49 9134 702-640
info@nafaxles.com

For more information about our
branches in North America, France,
Germany (HQ), Russia & China visit:



NAF • MODULAR-MINDED AXLES

NAFAXLES.COM